



**CLEMCO**  
The Performance  
System

## TECHNICAL DATA SHEET

*Note: For safe, efficient blasting, read and follow the owner's manual and seek training for everyone who will use this equipment.*

### Purpose

OSHA regulations require remote controls on all abrasive blast machines.

Pneumatic remote control systems operate efficiently with up to 100 feet of twinline control hose. Electric remote control systems operate efficiently at distances up to 500 feet. For distances greater than 300 feet, special remote control cable is required.

### Requirements for Operation

These items are required but are not included with the handle:

- Twinline remote control hose (for pneumatic handles)
- Electric cord (for electric handles)
- Blast machine fitted with Clemco remote control valves
- Power source (for electric handles)

### Description of Operation

Pressing the remote control handle activates the system and starts blasting; releasing the handle stops blasting. When the handle is released, a spring-loaded lever mechanism keeps the handle from accidentally activating the system.

The pneumatic handle utilizes twinline hose (both sides of the twinline are  $\frac{3}{16}$ " ID). Air travels out one side of the twinline hose and escapes from an orifice in the handle. When the handle is pressed, a rubber button blocks the orifice, diverting the air back along the other side of the twinline hose. The returning air activates the remote control valves to begin blasting.


Electric remote controls use an electric cord and micro-switch in place of the twinline hose and orifice used in pneumatic handles. Electric handles operate on 12 volts.

## Description


Control handle for remote activation and deactivation of an abrasive blast machine. Fail-to-safe system stops blasting if operator drops or loses control of the handle. For use with Clemco remote control systems only.

# RLX-Pneumatic & RLX-Electric Handles

Stock No. 05801, 10565, 10840



RLX-Pneumatic Handle, Stock No. 10565



RLX-Electric Handle, Stock No. 10840

(NOTE: Remote control systems operate on 12-volt DC or 120-volt AC, but for safety, the power to the handle is always reduced to 12 volts.)

All Clemco remote control valves operate pneumatically. The electric signals from the remote control handle operate solenoids that, in turn, operate the pneumatic remote control system.

### WARNING!

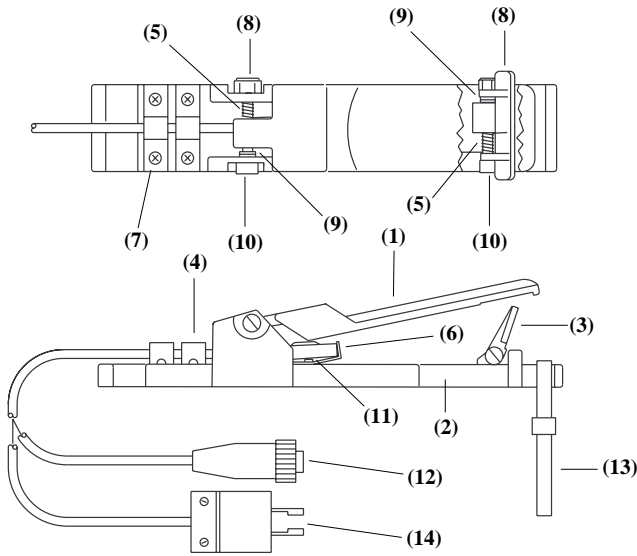
**Never modify or substitute remote control parts. Parts from other manufacturers are NOT compatible with Clemco equipment.**

### Advantages - Pneumatic

- Meets OSHA requirement for remote control system
- Relatively inexpensive
- Twinline hose cannot be connected incorrectly
- Simple design is easy to service

### Advantages - Electric

- Meets OSHA requirement for remote control system
- Fast response at distances up to 500 feet
- Low-profile, threaded connectors secure neatly to hose



## RLX Electric Control Handle Assembly

Item	Description	Stock No.
(-)	RLX Electric handle w/lo profile connector. ....	10840
(-)	RLX Electric handle w/twist-lock connector. ....	05801
1.	Handle .....	10573
2.	Body .....	10568
3.	Lever lock .....	10564
4.	Clamp, switch cord .....	05810
5.	Spring, lever, 2 reqd. ....	05823
6.	Switch, electric with cord .....	05813
7.	Screw, 8-32 x 3/8" s/s rnd. hd., 4 reqd. ....	05814
8.	Nut, 8-32 lock, s/s, 2 reqd. ....	05815
9.	Spacer washer s/s, 4 reqd. ....	05434
10.	Screw, 3/16" x 1 1/4" shoulder, 2 reqd. ....	05817
11.	Screw, 4-40 x 3/8" fillister head, 2 reqd. ....	05818
12.	Connector, lo-profile, male (for 10840 only) .....	10828
13.	Tie, nylon wire, 2 reqd. ....	02195
14.	Connector, twist-lock, male (for 05801 only) .....	02899

## Packaging

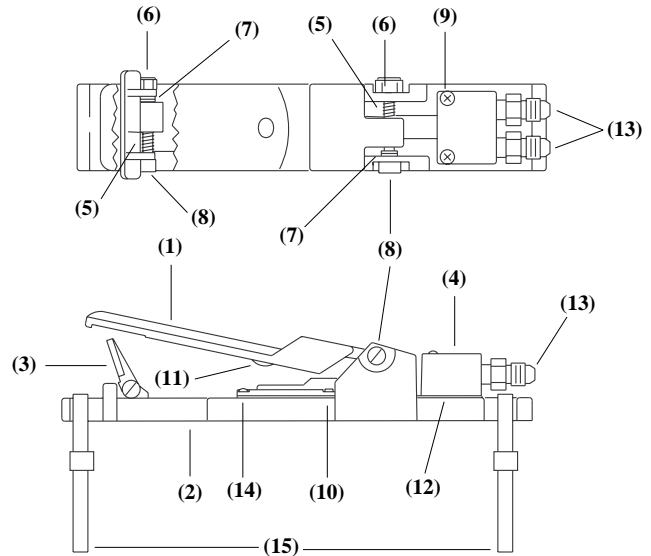
Packed with owner's manual in 10" x 12" poly bag

## Dimensions

Item	Stock No.	Weight
RLX Electric w/lo profile connector	10840	1.2 lb
RLX Electric w/twist-lock connector	05801	1.2 lb
RLX Pneumatic handle	10565	1.0 lb

## Color

Aluminum



## RLX II Pneumatic Control Handle Assembly

Item	Description	Stock No.
(-)	RLX II Pneumatic control handle, complete .....	10565
1.	Handle .....	10573
2.	Body .....	10568
3.	Lever lock .....	10564
4.	Pneumatic adaptor .....	10562
5.	Spring, lever, 2 reqd. ....	05823
6.	Nut, 8-32 lock, s/s, 2 reqd. ....	05815
7.	Spacer washer, s/s, 4 reqd. ....	05434
8.	Screw, 3/16" x 1 1/4" shoulder, 2 reqd. ....	05817
9.	Screw, 8-32 x 1" round head, 2 reqd. ....	05819
10.	Screw, 4-40 x 3/8" fillister head, 2 reqd. ....	05818
11.	Rubber button bumper .....	05821
12.	Gasket, pneumatic adaptor .....	10563
13.	Adaptor 1/8" NPS, 2 reqd. ....	01940
14.	Screw 8-32 x 3/8" s/s, round head, 2 reqd. ....	05814
15.	Tie, nylon wire, 2 reqd. ....	02195

## Related Clemco Literature

Description	Stock No.
Contractor Series Catalog .....	21385
Abrasive Blasting Safety Practices .....	22090
Blast Off 2 .....	09294
RLX-Pneumatic & RLX-Electric .....	10574

Authorized Distributor:

ISO 9001 certified. Clemco is committed to continuous product improvement. Specifications are subject to change without notice.